

Graduate Career Outcomes Dashboard

At a Glance

Total Graduates 2,005	Knowledge Rate 30.2%	Career Outcomes Rate 93.5%
---------------------------------	--------------------------------	--------------------------------------

Academic Year
2022 - 23

Academic Group
All

Academic Program
All

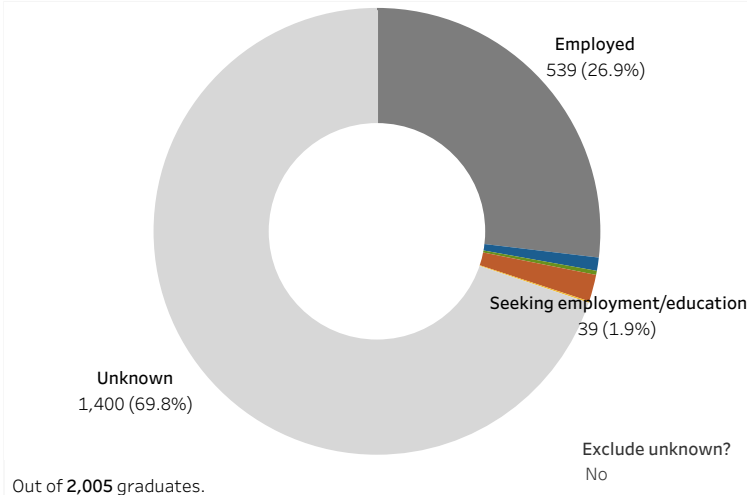
Academic Plan
All

Degree Level
All

PhD Only
(All)

- Employed
- Continuing education
- Military service
- Seeking employment/..
- Not seeking
- Unknown

Total Graduates by Outcome



Rate and outcomes visualizations on this page are only displayed for programs/plans with at least 5 graduates.

Knowledge Rate. Percentage of graduates for whom a post-graduation outcome has been identified, whether through a survey response, faculty or staff feedback, or a publicly available source online.

Career Outcomes Rate. Percentage of graduates who are employed, continuing education, or serving in the military or a volunteer organization out of the total graduates for whom an outcome has been identified.

Out of 2,005 graduates.

Employers & Job Titles

Top Employers

Job Titles

Search Employers:

Search Job Titles:

All

Academic Year

2022 - 23

Academic Group

All

Academic Program

All

Academic Plan

All

Degree Level

All

PhD Only

(All)

1. University of Missouri - Columbia (38)
2. Unknown (33)
3. PricewaterhouseCoopers (PwC) (31)
4. KPMG (30)
5. Ernst & Young (EY) (17)
6. Deloitte (14)
7. State of Missouri (5)
8. Columbia Public School District (4)
8. Grant Thornton LLP (4)
8. Washington University in St. Louis (4)
8. Williams-Keepers LLC (4)
12. Missouri Department of Health and Senior Services (3)
12. Park Hill School District (3)
12. RSM US LLP (3)
12. The Boeing Company (3)
12. University of Arkansas (3)
12. University of Central Missouri (3)
12. University of Kansas (3)
12. University of Pennsylvania (3)
12. Wentzville R-IV School District (3)
21. Blue Springs School District (2)

1. Postdoctoral Fellow/Researcher (50)
2. Assistant Professor (28)
3. Audit Associate (25)
4. Teacher (13)
5. Audit Associate (12)
6. Tax Associate (9)
7. Assurance Associate (8)
8. Director (7)
8. Instructor (7)
10. Accounting Associate (5)
11. Associate (4)
11. Audit and Assurance Associate (4)
11. Lecturer (4)
11. Research Fellow (4)
15. Accountant (3)
15. Associate Auditor (3)
15. Assurance Staff (3)
15. Audit Staff 1 (3)
15. Auditor (3)
15. Speech Language Pathologist (3)
21. Blue Springs School District (2)

This dashboard is best viewed on a desktop computer. Last updated Sept 28, 2024.

Continuing Education

Top Institutions	Field of Study
1. University of Missouri-Columbia (13)	Psychology (1)
2. Des Moines University (1)	Education (1)
2. MIT - Massachusetts Institute of Technology (1)	Engineering (3)
2. University of Missouri-St. Louis (1)	Residency programs (3)
2. Washington University in St. Louis (1)	History (1)
2. Westminster College (1)	Public administration and social service professions (1)
	Architecture and related services (04) (1)
	Biological and biomedical sciences (26) (1)
	Legal professions and studies (2)
	Natural resources and conservation (2)
	other - not listed above (99) (1)

Academic Year

2022 - 23

Academic Group

All

Academic Program

All

Academic Plan

All

Degree Level

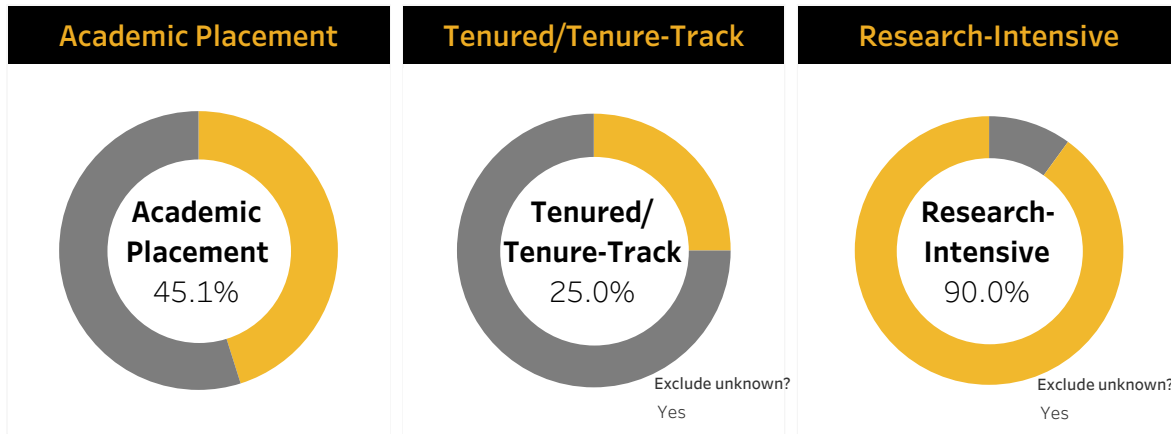
All

PhD Only

(All)

This dashboard is best viewed on a desktop computer. Last updated Sept 28, 2024.

Academic Outcomes (PhD Only)



Academic Year
2022 - 23

Academic Group
All

Academic Program
All

Academic Plan
All



Geographic Location

Top 5 Destinations (In-State)	Top 5 Destinations (Out-of-State)	Top 5 Destinations (International)
-------------------------------	-----------------------------------	------------------------------------

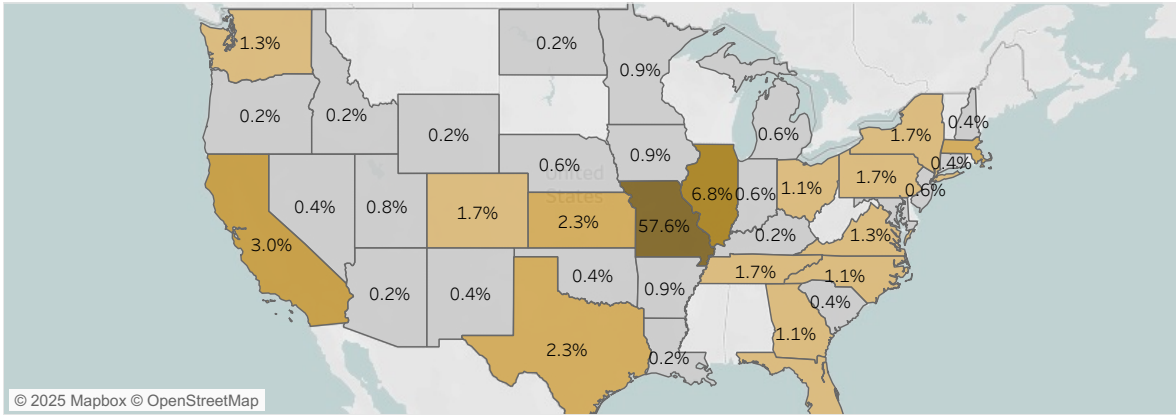
1. Columbia, Missouri (95)	1. Chicago, Illinois (25)	1. Canada (2)
2. St. Louis, Missouri (92)	2. Boston, Massachusetts (8)	1. China (2)
3. Kansas City, Missouri (38)	3. Denver, Colorado (5)	1. Thailand (2)
4. Jefferson City, Missouri (13)	3. New York City, New York (5)	4. Afghanistan (1)
5. Springfield, Missouri (6)	3. Seattle, Washington (5)	4. Bahrain (1)

Academic Year
2022 - 23

Academic Group
All

Academic Program
All

Total Graduates by State



Academic Plan
All

Degree Level
All

PhD Only
(All)

Out of 533 graduates.

Usage Notes

ABOUT

This dashboard captures the post-graduation status of graduate students approximately 6 months to 1 year following graduation. Data for doctoral students is primarily collected using Academic Analytics. Outcomes for other degree levels are primarily collected using the Graduate Career Outcomes Survey administered by the Graduate School around graduation.

ORGANIZATIONAL DEFINITIONS

Academic Unit. Colleges and schools are approved to offer degree programs or oversee degree or non-degree programs approved by the state Coordinating Board of Higher Education. Because the organization of these units varies across the campus, these entities are referred to as academic units, or AUs for short.

Academic Program. The academic organization to which a student applies, is admitted, and ultimately graduates. These will, in most cases, correspond to schools and colleges.

Academic Plan. A primary field of specialized study also referred to as a degree program or major.

Academic Year. The institutionally defined consecutive period of time used as a reference for record-keeping. At the University of Missouri, the academic year consists of consecutive Summer, Fall, and Spring/Winter semesters. For example, Summer 2019, Fall 2019, and Spring 2020 terms constitute Academic Year 2019-20.

OUTCOMES

Knowledge Rate. Percentage of graduates for whom a post-graduation outcome has been identified, whether through a survey response, faculty or staff feedback, or a publically available source online.

Career Outcomes Rate. Percentage of graduates who are employed, continuing education, or serving in the military or a volunteer organization out of the total graduates for whom an outcome has been identified...

EMPLOYMENT

Industry. Broad groups of businesses or organizations with similar activities, products, or services.

Occupation. Broad groups of jobs based upon work performed, skills, education, training, and credentials.

*[Definitions adapted from O*NET. Taxonomies provided by the American Association of Universities Data Exchange (AAUDE)].*

CONTINUING EDUCATION

Field of Study. Broad field of study in which a graduate is continuing their education, which coincides with the 2020 Classification of Instructional Programs (CIP) taxonomic scheme provided by the U.S. Department of Education's National Center for Education Statistics (NCES).

ACADEMIC OUTCOMES (PhD Only)

Academia. Academic institutions of higher education, including colleges, universities, some medical centers, or free-standing research institutions where training occurs.

Beyond Academia. Government, for-profit, nonprofit and other organizations not considered academic institutions of higher education. Excludes unknown organizations.

Academic Placement Rate. Percentage of PhD graduates who have been identified as employed in academia out of the total PhD graduates for whom an outcome has been identified.

[Definitions adapted from the Coalition for Next Generation Life Science (CNGLS) sectors as coded by Academic Analytics. Note: field only available for outcomes obtained from Academic Analytics so total outcomes known will be lower than for other fields].